Learning Series

Little stars



This is a building-block programming robotics kit. The kit

kit is equipped with various sensors such as sound sensitivity, color, touch, photoelectric, lantern, ultrasonic, camera and a wealth of building blocks. Students can use their imagination to build a variety of building block robots, and use graphical programming software to program the robot and experience the joy of hands-on creation.

Learning Target

01

Knowledge goal

Initially perform buzzer programming to understand how to program the buzzer.

02

Ability goal

Proper use of buzzer module programming, action + time use.

03

Emotional attitudes and values

Familiar with the basic operation of hardware and software, cultivate standardized practice.

Learning Target

01

Learning focus

Master the use of the buzzer.

02

Learning difficulties

The buzzer's time is controlled and adjusted.

Contents

01 Course Introduction

02 Teaching New Knowledge

03 Task Practice

04 Test Effect

Course Introduction



Course Introduction

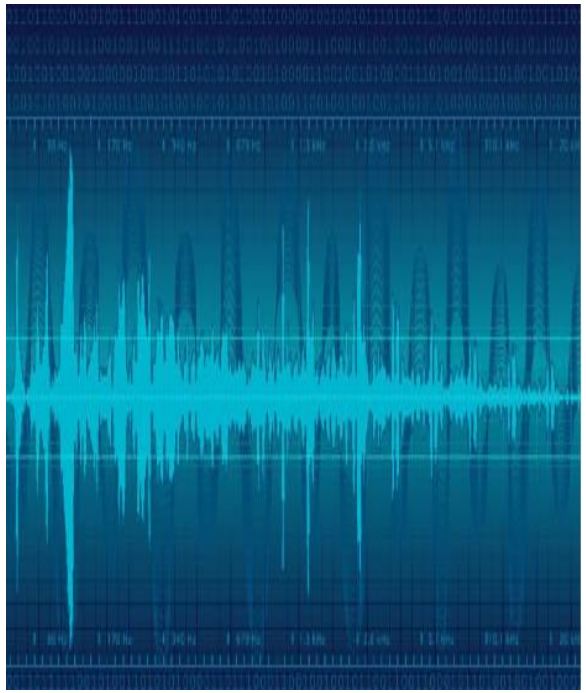

Everyone thinks about why there is a voice in this world?

In the first few lessons, we learned a lot about the conventional knowledge of lanterns. The understanding of lanterns has not stopped just above the switch lights. That class teacher assigned a task to everyone, using the knowledge we have learned, design a robot according to the characteristics of the lantern.

Course Introduction



Help light

Know about the little stars

The robot in this lesson is called "Song Little Star", which uses the buzzer built into RCU to spread the sound through air media. In addition, this lesson will learn how to control the sound.

Let's learn together.

Teaching New Knowledge



Teaching New Knowledge

Buzzer: Buzzer is an integrated structure of electronic sounder, powered by DC voltage, widely used in computers, printers, copiers, alarms, electronic toys, automotive electronics, telephones, timers and other electronic products. In the middle of the sound device.



Teaching New Knowledge

Can't I find the electronic accessory for the buzzer in our suitcase?

Yes, the reason is that it is a built-in electronic component that is installed in our RCU.

Do not block the sound hole during use, and "live" the buzzer inside.



Task Practice



Task Practice

1. module (script - electronic module - commonly used)

2. It is very simple to use the buzzer module. The structure type of the programming is the same as the structure type of the unit learning:



(1)

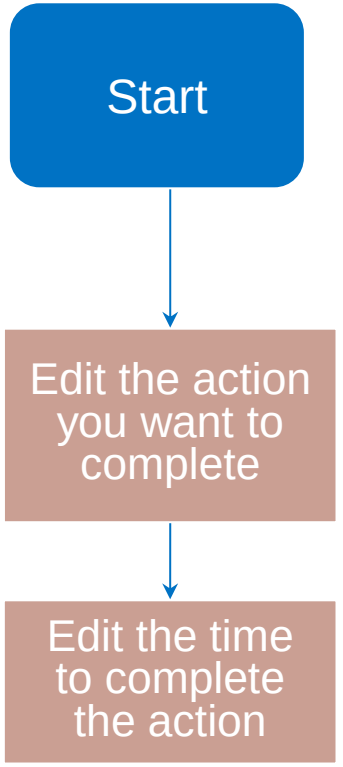

(2)

Task Practice



Assembly requirements

1. stable structure
2. focus is right
3. shape match

Checkin g Effect



Test Effect



Review the learning content and deepen your impression.

Question 1 What is the name of the robot made today?

Question 2 What hardware does the robot use today?

Question 3 What is the sounding principle of the buzzer?

Test Effect



Homework

1. Find the routine item in the menu bar and click Open.

Find the program routine for the "Song Little Star" robot inside.

According to the routine, learn how to connect the program module: drag, copy, cut, paste, delete

Download and run

2. Organize the divergent imagination, explain the demonstration according to your own works, and comment on each other!

Thank you for watching!

BE STEM READY

