Robotics Learning Series
Architectural design



Developed by Joinmax, this programmable building-block robot kit includes sound-sensitivity, color, touch, photoelectric, ultrasonic and camera sensors, colored lights, and modular parts. Students can design varied robots and use graphical programming software for hands-on creation.

Learning Target

01

Knowledge goal

Application

02

Ability goal

Familiar with the use of the if module, master the method of obstacle avoidance of ultrasonic sensors.

03

Emotional attitudes and values

Learn to think in essence.

Learning Target

01

Learning focus

Master the basic usage of color sensor.

02

Learning difficulties

Flexible application of knowledge of variables and their operations.

Contents

01 Course Introduction

02 Teaching New Knowledge

03 Design Assembly

04 Programming and Debugging

05 Test Effect

Course Introduction



Course Introduction



Can you name the characteristic of Spanish architecture?

Spanish construction has obvious correlation with diverse culture, Christian culture and Muslim culture collision more art brought exotic color to Spain, and Spain national was born with a kind of enthusiasm is bold and unrestrained and wild personality, on the building reflects the poetic, fantasy, and the style of the myth, is full of rich imagination and romantic feelings.

Course Introduction



Architectural design

Meet the Architectural design

In this lesson, the robot is called "Architectural design". Spain has famous and diverse culture, "Spain has a famous and diverse culture, which is reflected in their architectural style. Let's make a robot today and try to imitate this traditional Architectural design. Here we learn together.

Teaching New Knowledge



Teaching New Knowledge

Architectural design

1. Type: Daily life
2. Direction: Buildings
3. Structure: stable, good support, proper center of gravity
4. Shape: Myth

Teaching New Knowledge

Equipment matching:

1. Electronic components: RCU, colored lights

2. Structure: pay attention to tightness and support

3. Others: to stimulate imagination and boldly conceive architectural shapes

Design Assembly



Design Assembly



Assembly requirements

1. stable structure
2. focus is right
3. shape match

Programming and Debugging



Programming and Debugging

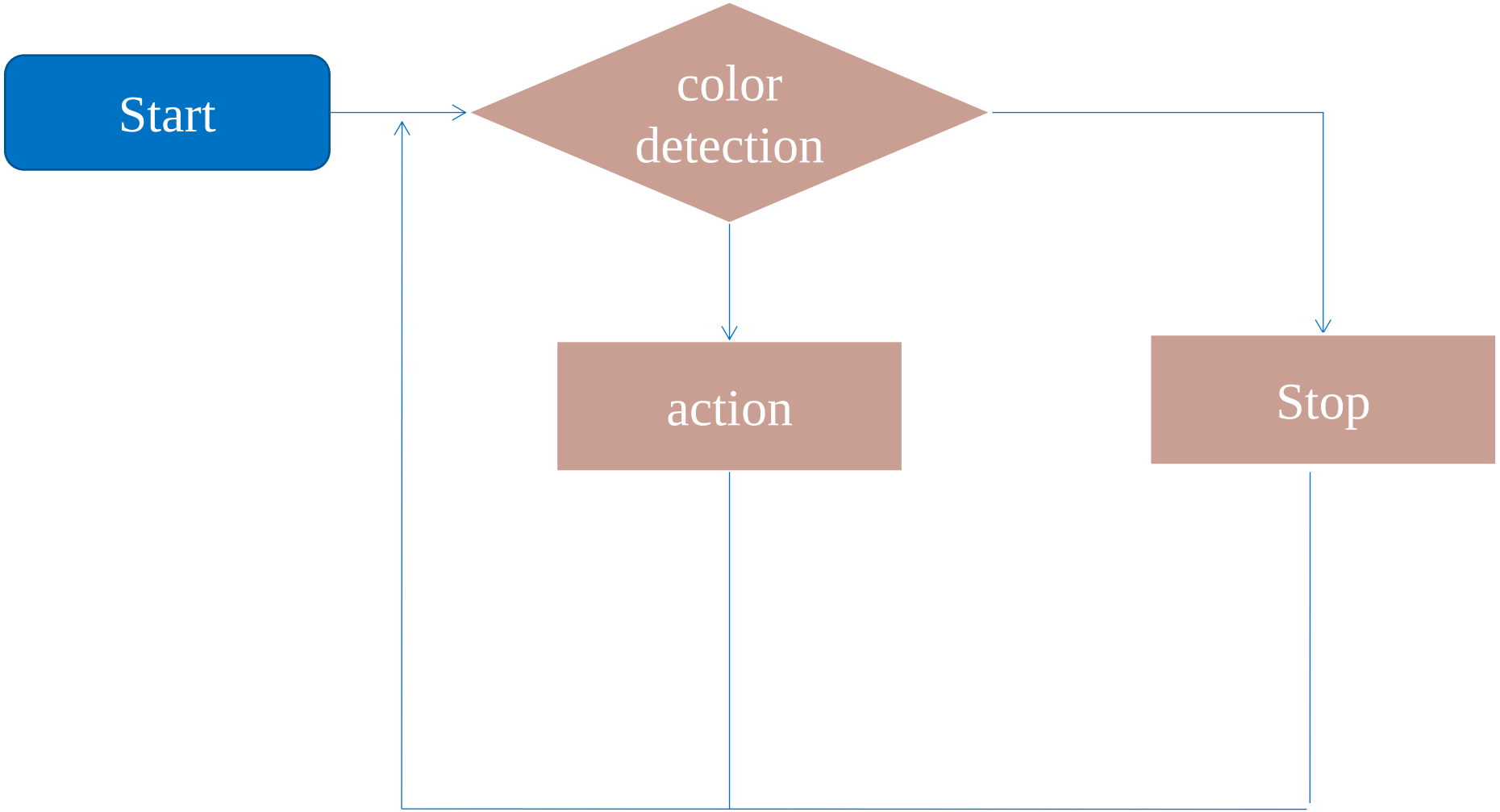

Programming and Debugging

1. According to the characteristics of the robot to complete its program debugging.

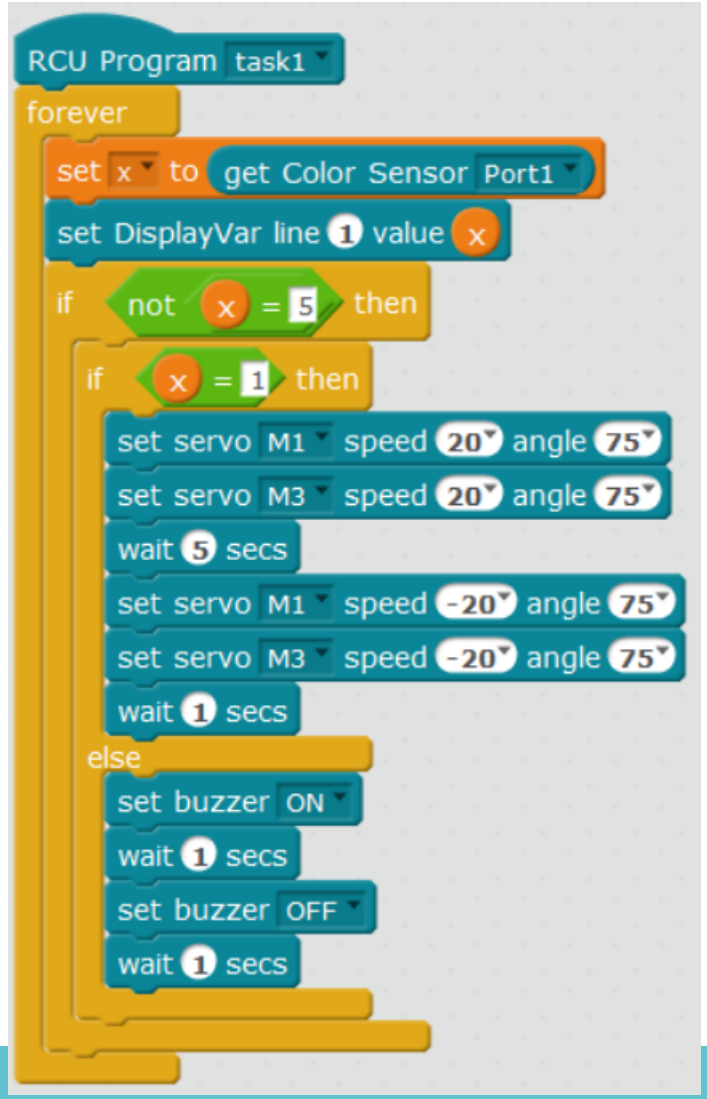

Checking Effect



Test Effect



Review the learning content and deepen your impression.

Question 1

What is the name of the robot made today?

Question 2

What materials are used in today's robots?

Question 3

What is the conception of today's work?

Thank you for watching

