Learning Series

Help light



This is a building-block programming robotics kit. The kit is equipped with various sensors such as sound sensitivity, color, touch, photoelectric, lantern, ultrasonic, camera and a wealth of building blocks. Students can use their imagination to build a variety of building block robots, and use graphical programming software to program the robot and experience the joy of hands-on creation.

Learning Target

01

Knowledge goal

Familiar with several sequential statement structures to understand the flashing action.

02

Ability goal

Familiar with the concept of the program, master the centralized sequence of sentence structure.

03

Emotional attitudes and values

Understand the structure of the program and have a macro understanding of the program.

Learning Target

01

Learning focus

Master the basic operations of the lantern module and the time module.

02

Learning difficulties

Flexible use of several combined cases of action and time modules.

Contents

01

Course Introduction

02

Teaching New Knowledge

03

Task Practice

04

Test Effect

Course Introduction



Course Introduction



Is there a lighthouse on the fishing boat going out to sea?

Classmates, the teacher of the last class talked about the application scene of the seaside lighthouse. Do you still remember it? And also learned about the application of lanterns.

When the fishermen go out to sea, the lighthouse can guide them in the direction, but if they encounter difficulties in the sea, how can people on land find people who can get out of the sea?

Course Introduction

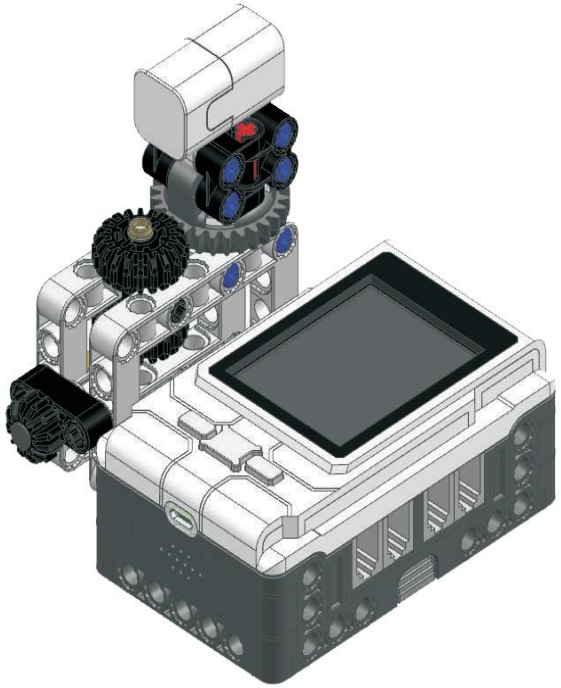

Help light

Know about the help light

The robot in this lesson is called "Salvation Light". Different from the lighthouse, the fishing boat going out to sea can't put a big tower on the ship. If there is a distress signal, it will start the emergency light. The characteristic color and flashing frequency are used to draw the attention of others.

Let's learn together.

Teaching New Knowledge



Teaching New Knowledge

Distress signal: sos, is an international emergency call for help.In fact, the signal indicating "emergency" in radio communication is three short, three long and three short. Since the three shorts represent s and the three longs represent o in the Moss code, the emergency distress signal is simply referred to as sos.

Because this signal is simple and clear, it has been adopted by countries all over the world.

Let's try it with the teacher!

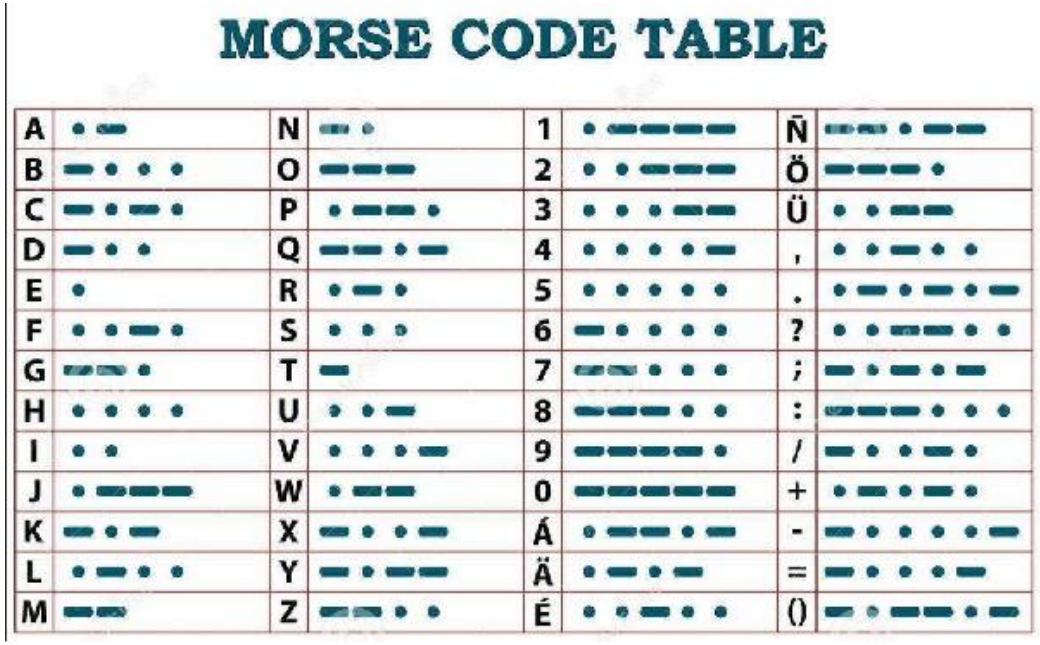

Teaching New Knowledge

[Flicker]: In the light signal, flicker is a very common type of signal used.It usually consists of a fixed-on light and a light-off.

The flashing is also divided into single lamp flashing and multiple lights flashing at the same time.





Task Practice



Task Practice



Assembly requirements

1. stable structure
2. focus is right
3. shape match

Checkin g Effect



Test Effect



Review the learning content and deepen your impression.

Question 1 What is the name of the robot made today?

Question 2 What hardware does the robot use today?

Question 3 What can I do if the same color of the lantern is switched in turn?

Thank you for watching!

BE STEM READY

